



Screw Compressors

ASD and BSD Series (25 - 60 hp)

Capacities from: 105 to 295 cfm

Pressures from: 80 to 217 psig

ASD and BSD Series

Built for a lifetime.™

KAESER COMPRESSORS has pushed the boundaries of compressed air efficiency with the ASD and BSD series of rotary screw compressors. Not only do these compressors deliver more compressed air for sustainable energy savings, they also combine ease of use with exceptional reliability and simple maintenance.

Innovation you can trust

With a cutting edge research and development team committed to building industry-leading products, KAESER continues to deliver better solutions to meet our customers' compressed air needs. KAESER's expertise and world-wide reputation for superior reliability and efficiency offer excellent performance and peace of mind.

Rugged reliability

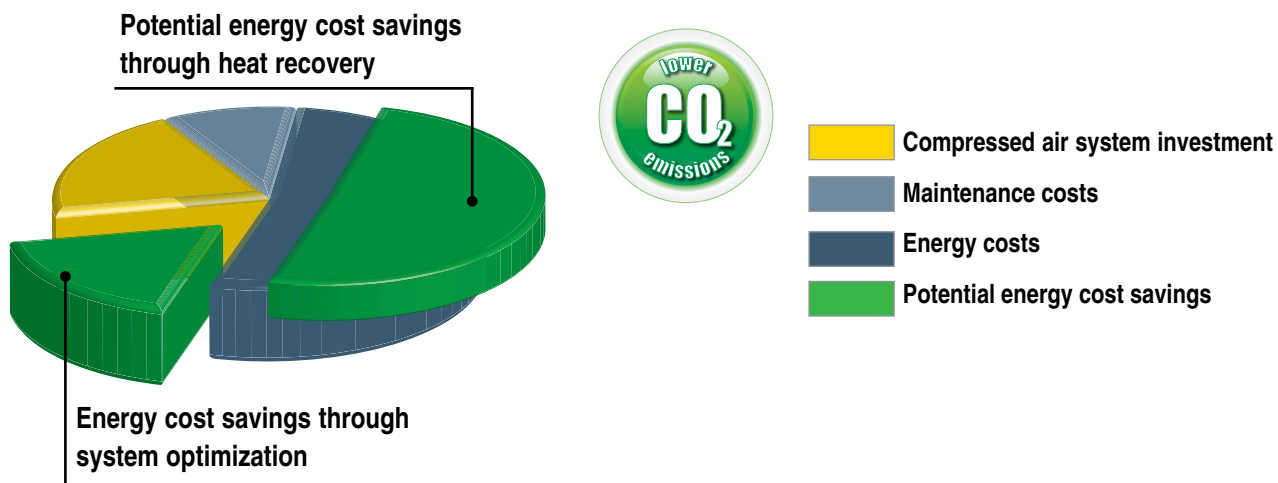
KAESER's screw compressors meet our rigorous "built for a lifetime" standard. Designed and built with KAESER's generations of compressed air experience, you can rest assured that these compressors will continue to deliver the air you need with the exceptional reliability you expect from a KAESER compressor.

Service-friendly

From the ground up, these compressors have been designed with the user in mind. Fewer wearing parts and using premium quality materials ensure reduced maintenance requirements, longer service intervals, and extended service life. A smarter component layout with generously sized maintenance doors simplify service and lower your operating costs.

Guaranteed efficiency

In our comprehensive design approach, KAESER chooses the components that work together in the most energy efficient way possible. Each and every component—from inlet filter to discharge flange—has been carefully selected with performance in mind. In fact, the ASD and BSD series are more efficient than the competition. With KAESER's superior integrated controls, we guarantee an efficient system with lower operating costs, however small or large your demand may be.





Reliability, Simplicity, and Performance

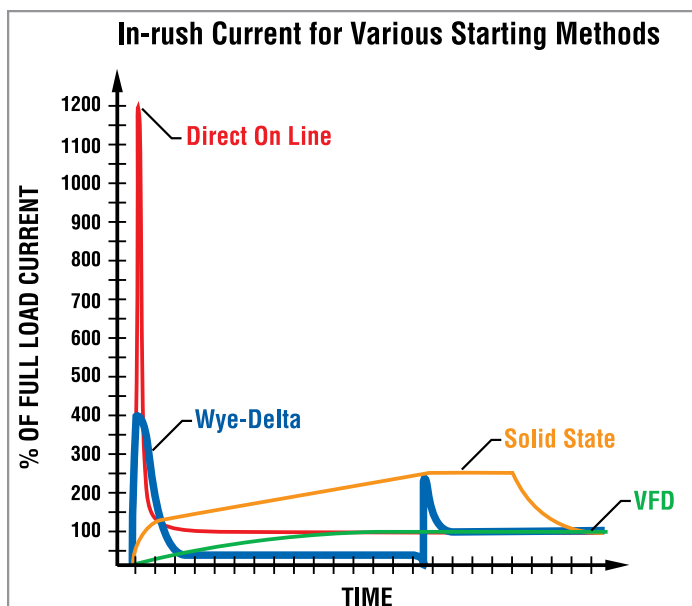


SIGMA PROFILE® airend

Our single-stage, flooded rotary screw airend delivers pressures up to 217 psig and features our power saving SIGMA PROFILE design. Our airends are precision machined and optimized in size and profile to match the airend speeds with their best specific performance.

Premium efficiency drive motor

KAESER uses premium efficiency Totally Enclosed Fan Cooled (TEFC) motors with class F insulation for extra protection from heat and contaminants as standard. 460 or 575 V, 3-phase, 60 Hz. Other voltages are available.



Reduced voltage starting

Magnetic wye-delta reduced voltage starting is standard. This energy saving feature ensures low starting current and smooth acceleration.

CAGI Certified Performance

Our compressors' energy efficiency has been tested and confirmed by an independent laboratory as part of the Compressed Air and Gas Institute's **Rotary Screw Compressor Performance Verification Program**. CAGI data sheets for our screw compressor units are available at www.kaeser.com/cagi





Inlet filter

We protect our compressors with a two-stage, 1 micron air intake filter. This extends air end life and fluid change intervals. The filter may be cleaned several times before replacement and is easily serviced.



Integral moisture separator

A moisture separator is integrated into the stainless steel discharge piping. Our unique design maximizes separation with minimal pressure loss. A zero loss Eco-Drain automatically removes captured moisture without the compressed air losses associated with solenoid valve drains. This saves energy and improves air quality.



Electronic Thermal Management system

The innovative Electronic Thermal Management system dynamically regulates fluid temperature to avoid internal condensation build up, eliminating a common cause of lubricant degradation. It ensures a lower, stable operating temperature which extends air end and cooler life and increases energy efficiency. The ETM has an adjustable temperature setting making it perfectly suited for heat recovery applications.



Fluid separation system

Our 3-stage separation system ensures very low fluid carry-over (1-3 ppm), and higher compressed air quality. Our no-leak design features rigid steel piping with flexible connections, and vibration isolators. Other service features include wet side/dry side fittings to check differential pressure, an easy to read fluid level indicator, and our unique quick fluid drain system. Each pressure vessel is ASME coded (CRN in Canada).

Intelligent control and protection

To protect your investment and ensure the most efficient operation possible, we control our compressors with our SIGMA CONTROL® 2. This intelligent controller comes standard with multiple pre-programmed control profiles so you can select the one that best fits your application.

SIGMA CONTROL 2 has superior external communications capabilities. An Ethernet port and built-in web-server allow easy remote monitoring. EtherNet/IP, Modbus, Profinet®, Profibus®, DeviceNet™, and other industrial communications interfaces are also available as plug-in options for seamless integration into plant control/monitoring systems.



Condition monitoring and protection

SIGMA CONTROL 2 tracks preventive maintenance intervals, and provides notice when preventive maintenance is due. The controller also monitors more than 20 critical operating parameters such as motor windings, cooling fluid, inlet and discharge temperatures. If the compressor is operating outside design limits, the controller will shut the unit down to prevent damage and signal if immediate service is required.

Maintenance reminders and alerts are plainly visible on the screen and may be sent automatically to you or your service provider if you make use of the external communications capability. Alerts and conditions are stored long term in the built-in SD card. Storing this operating data aids in troubleshooting, as well as analyzing energy consumption.

Service-friendly design

The ASD and BSD series rotary screw compressors feature an open package layout. All of the major components are easily accessible, reducing preventive maintenance time by as much as 50% when compared to other similarly sized units. For installations where space is limited, both the front and back doors of the package fully swing out and each door can also be removed.

Generously sized doors fully swing out or are easily removable

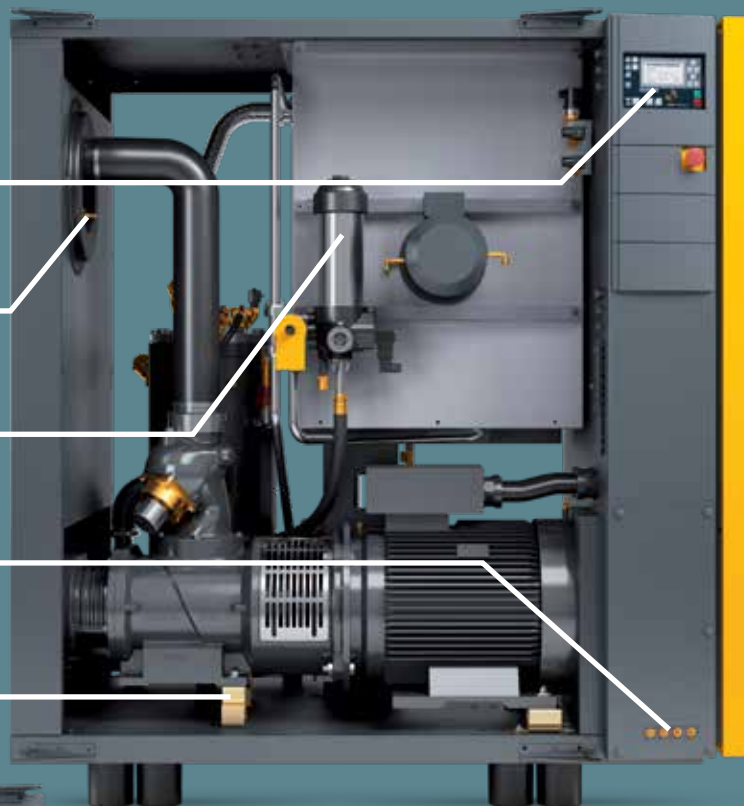
SIGMA CONTROL 2 signals when PM is due

Easy access inlet air filter requires no special tools for servicing

Eco-friendly fluid filter element safe for thermal disposal

External drive motor grease fittings (BSD only)

Double vibration isolation ensures wiring and fluid connections stay tight.




Coolers are easily cleaned

Fluid fill port conveniently placed

Fluid level easy to check

Separator design allows fast, complete fluid changes



Superior cooling design

Proper cooling is vital to compressor function and longevity. Our design draws ambient air directly across the coolers and motor through two separate zones. This eliminates preheating and results in longer lubricant life and a cooler running motor. The SIGMA CONTROL 2 monitors and controls the ETM to maintain temperatures that avoid overheating and condensate formation in the fluid circuit. It also results in improved moisture separation and air quality.

To increase reliability and reduce maintenance costs, the coolers are conveniently located on the outside of the

unit, where dust and dirt build-up are easily seen and removed without any disassembly.



A powerful radial fan pulls air through the coolers and effectively

cools the motor even under severe operating conditions. Top exhaust allows for easy heat recovery and reduces the system footprint.

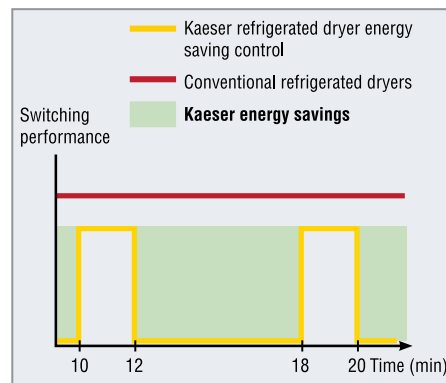
Low sound and vibration

We feature complete metal enclosures with sound proofing liners and heavy-duty vibration isolation. Our airflow design with radial fans and top discharge greatly reduces noise — up to 10 dB(A) quieter than comparable compressors.



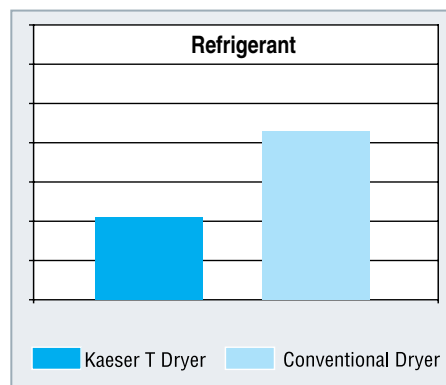
Integrated Dryer Option

The ASD and BSD Series are available with an integrated refrigerated dryer. The dryer is located in a separate cabinet so it is not exposed to preheated air or contaminants from the compressor package.



Energy-saving control

The integrated refrigerated dryer in KAESER units provides high efficiency performance thanks to its energy-saving control. The dryer is active only when compressed air actually needs to be dried. This approach achieves the required compressed air quality with maximum efficiency.



Climate friendly design

In addition to energy saving controls, our integrated dryers feature the new R-513A refrigerant with 56% lower global warming potential than common dryer refrigerants. Combined with our advanced heat exchanger design, we need only half the refrigerant – resulting in the most climate friendly dryer possible.



Refrigerated dryer with Eco-Drain

The refrigerated dryer also features a zero loss Eco-Drain which is monitored by the SIGMA CONTROL 2. The advanced level-controlled condensate drain eliminates the compressed air losses associated with solenoid valve control. This saves energy and considerably enhances the reliability of the compressed air supply.

Heat recovery ready

The next level of energy savings

While the prices for electricity, natural gas, heating oil, and other sources may vary from year to year, energy cost reduction strategies are vital to staying competitive.

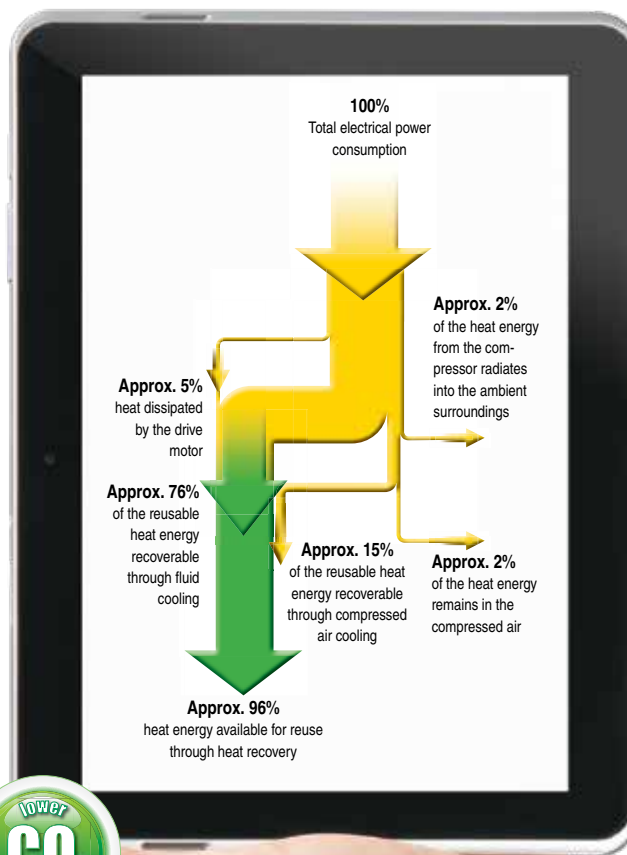
Compressing air converts nearly all the electrical energy you pay for into heat. Our ASD and BSD compressors are available with a heat recovery option to easily recover up to 76% of this energy. You can harness additional heat recovery by ducting exhaust air. In all, up to 96% of input energy is recoverable as heat.

Heat recovery can also be incorporated into water-cooled screw compressor applications. The recovered heat can be used to warm process water, service water, and other fluids.

When you consider that a 50 hp compressor running full time at 10 cent/kW uses over \$38,000 per year in energy, the potential savings in putting waste heat to work are significant.

With the optional integrated heat recovery system, an additional plate-type heat exchanger and a second ETM valve are installed. This allows a ASD and BSD compressor to provide hot water up to 160°F.

For additional information on heat recovery, see our white paper "Turning Air Compressors into an Energy Source."



Air-cooled, fluid-injected screw compressors with internal heat exchangers and controls to tap into the thermal energy of the cooling fluid. The additional ducting removes the hot air that was not rejected by the hot water recovery system.

Technical Specifications

Model	Pressure Range ⁽¹⁾ (psig)	Capacity (acfm) ⁽²⁾	Rated Motor Power (hp)	Sound Level (dB(A)) ⁽³⁾	Standard Air-cooled ⁽⁴⁾ Units		Air-cooled Units with Integral Dryer	
					Dimensions L x W x H (in.)	Weight (lb.) ⁽⁵⁾	Dimensions L x W x H (in.)	Weight (lb.) ⁽⁵⁾
ASD 25 ASD 25T	125	111	25	66	57½ x 35¾ x 60¼	1345	69⅝ x 35¾ x 60¼	1554
ASD 30 ASD 30T	125	131	30	67		1369		1579
	175	109						
ASD 40S ASD 40ST	125	163	40	67		1537		1746
	175	126						
	217	105						
ASD 40 ASD 40T	125	192	40	69		1570		1779
	175	159						
	217	122						
BSD 40 BSD 40T	125	196	40	72	62⅝ x 40½ x 66⅞	2072	78⅜ x 40½ x 66⅞	2359
	175	161						
BSD 50 BSD 50T	125	237	50	72		2172		2458
	175	192						
	217	157						
BSD 60 BSD 60T	125	289	60	73		2238		2524
	175	233						
	217	187						

(1) Other pressures available from 80 to 217 psig. (2) Performance rated in accordance with CAGI/ISO 1217 test code. (3) Per ISO 2151 using ISO 9614-2.

(4) Dimensional drawings for air-cooled and water-cooled units are available on request from your local authorized KAESER distributor. (5) Weights may vary slightly depending on air end model.

460 or 575 V, 3 ph, 60 Hz other voltages available.

BSD compressors are available water-cooled with stainless steel, plate type heat exchangers as standard equipment. Shell and tube heat exchangers are available on request.

Specifications are subject to change without notice.

The world is our home

As one of the world's largest compressed air systems providers and compressor manufacturers, KAESER COMPRESSORS is represented throughout the world by a comprehensive network of branches, subsidiary companies and factory trained partners.

With innovative products and services, KAESER COMPRESSORS' experienced consultants and engineers help customers to enhance their competitive edge by working in close partnership to develop progressive system concepts that continuously push the boundaries of performance and compressed air efficiency. Every KAESER customer benefits from the decades of knowledge and experience gained from hundreds of thousands of installations worldwide and over ten thousand formal compressed air system audits.

These advantages, coupled with KAESER's worldwide service organization, ensure that our compressed air products and systems deliver superior performance with maximum uptime.



Built for a lifetime.



Kaeser Compressors, Inc.
511 Sigma Drive
Fredericksburg, VA 22408 USA
Telephone: 540-898-5500
Toll Free: 800-777-7873
info.usa@kaeser.com

Kaeser Compressors Canada Inc.
3760 La Vérendrye Street
Boisbriand, QC J7H 1R5 CANADA
Telephone: (450) 971-1414
Toll free: (800) 477-1416
info.canada@kaeser.com

Kaeser Compresores de México S de RL de CV
Calle 2 #123
Parque Industrial Jurídica
76100 Querétaro, Qro.
Telephone: 01 (442) 218 64 48
sales.mexico@kaeser.com

Kaeser Compresores de Guatemala y Cia. Ltda.
3a calle 6-51, zona 13
Colonia Pomplona
01013-Guatemala City
Telephone: +502 2412-6000
info.guatemala@kaeser.com

www.kaeser.com